



**Your advisor and
financial partner**

As of 31.03.2014





CORPORATE, RETAIL AND INVESTMENT BANKING

Universal bank with integrated corporate, retail and investment banking services (founded in 1910 as a branch of Caucasian Trade Bank)



ADVISORY

The leader in the market of professional advisory services of Armenia (since 1998)



ASSET MANAGEMENT

One of the first investment companies in Armenia, providing client tailored asset management solutions (since 2001)



OUR MISSION

- ▲ Bringing leadership and dynamic development in Armenia and the region as a financial and advisory group committed to long-term dynamic economic development
- ▲ Being a client-oriented and reliable partner
- ▲ Delivering innovations based on the best practice in financial and advisory services, business processes
- ▲ Building a Dream Team of qualified, motivated and efficient staff

OUR VALUES

- ▲ Client-oriented approach and superior service quality
- ▲ Trust and satisfaction of our clients
- ▲ Principles of business ethics and information transparency
- ▲ High level of professionalism and team spirit

Our Partners and Directors

Names talk for themselves



Andrew Mkrtchyan
Chairman of the Board
(CEO, Ameria Group)

18 years of experience in investment and management advisory by standing at the roots of investment banking establishment in Armenia, board member in a number of private/public organizations



Ruben Vardanyan
Board Member
(Advisor to the Chairman
and CEO, Sberbank)

Prominent investment banker with more than 21 years of experience, key figure in Russia's capital markets establishment, a Founding Partner of Moscow School of Management SKOLKOVO, board member at numerous entities in Russia and abroad, member of the Economic Advisory Board at the IFC, the private-sector arm of the World Bank Group.



Noubar Afeyan
PhD Board Member
(MP/CEO, Flagship Ventures)

More than 25 years of experience in venture capital management (co-founder of 15 life science /high-tech startups) and lecturing at MIT, serves on a number of public and private company boards.



Robert von Rekowsky
Independent Board Member
(VP, Emerging Mkt Strategy,
Fidelity Investments)

23 years of experience in global asset management and portfolio management experience, board member in a number of private/public organizations



Gor Nakhapetyan
Board Member
(Dean's Advisor, Moscow
School of Management
SKOLKOVO)

More than 20 years of experience in managing one of the largest investment companies of Russia, member of the Supervisory board of Multimedia Art Museum

Our Partners and Directors

Names talk for themselves



Artak Hanesyan
CEO, Chairman of Management
Board, Ameriabank

Distinguished banker with more than 20 years of experience in banking system of Armenia



Gevorg Tarumyan
CFO, Deputy General
Director, Ameria Group

More than 18 years of experience in financial management and 13 years of experience as CFO in commercial banks of Armenia



David Sargsyan
Director, Legal,
Ameria Group

More than 14 years of experience in legal practice specialized in corporate, securities, banking and civil law



Arthur Andriasyan
Director, Compliance,
Ameria Group

20 years of experience in the field of accounting, audit and tax



Gagik Sahakyan
Director, Corporate
Banking, Ameriabank

More than 3 years of experience in corporate banking and more than 15 years experience in management advisory in a number of private and international organizations

Our Partners and Directors

Names talk for themselves



Tigran Jrbashyan
Director, Development,
Ameria Group

About 20 years of research experience in private and international organizations, author of books and over 130 scientific articles and publications



Arman Barseghyan
Director, Retail Banking,
Ameriabank

More than 15 years of experience in operations and retail banking management in banking system of Armenia



Arno Mosikyan
Director, Investment Banking,
Ameriabank

About 11 years of experience in IB, advisory, portfolio management and risk management from big four advisory companies and Investment Banks



Arthur Babayan
Director, Trading, Ameriabank

More than 15 years of experience in trading in various commercial banks of Armenia



Burastan Movsisyan
CTSO, Ameria Group

More than 18 years of experience in managerial positions in various areas of telecommunication industry, more than 10 years as a top manager in sales and customer care




Samvel Aghababyan
Head, Security, Ameria Group

15 years of experience in security systems of state and commercial organizations

Our Team: Who we are

Dedicated team of more than 570 professionals



мы создаем будущее сегодня, чтобы завтра подняться выше мечты
we create the future today, to surpass our dreams tomorrow



Training and employment opportunity for around 45 young bright graduates within our
“Generation Ameria” graduate scheme project in two consecutive years



YEAR	EVENT
1910	Erivan Branch of Caucasian Trade Bank founded
1921	The Communal Bank of Armenia Incorporated
1964	Stroibank USSR Incorporated
1975	Vneshtorgbank USSR (Bank for Foreign Trade) Incorporated
1992	Registered by the Central Bank of Armenia as Armimpexbank CJSC
1995	Became a joint-stock bank with foreign equity participation: the majority interest was acquired by Computron Industries Establishment



YEAR	EVENT
1998	Ameria CJSC was founded
2001	Ameria Asset Management CJSC was founded
2007	Majority interest of Armimpexbank (since 1910 as Erivan Branch of Caucasian Trade Bank, 1921 - The Communal Bank of Armenia incorporated, 1964 - Stroibank USSR incorporated, 1975 - Vneshtorgbank USSR incorporated, 1988 – Armenia Branch of Vnesheconombank USSR, 1992 - Registered by the Central Bank of Armenia as Armimpexbank CJSC) acquired by TDA Holdings Limited, affiliated with the leading Russian investment group, Troika Dialog
2008	Armimpexbank CJSC renamed into Ameriabank CJSC Increases the statutory fund of Ameriabank CJSC by 53.1 million USD bringing it up to 59.3 million USD
2009	Ameria Equity Partners CJSC founded Building of Ameria Group: development of uniform ideology and strategic development directions, implementation of uniform staff evaluation system
2010	Prodeco CJSC, which was formed in 2007, became a member of Ameria Group Acquisition of Cascade Bank, first and unique experience in M&A in Armenian financial market Opening of Ameria Premium Hall and launch of Premium client service
2011	Ameria Group Inc., a representative office of the Group, launched in California, USA Branch network expanded in Yerevan and marzes.



Market Position

Absolute leader in the market of 21 operating Banks by assets and liabilities per Q1 2014 results

- ▲ 1st by Assets
- ▲ 1st by Liabilities
- ▲ 1st by Clients Deposits and Accounts
- ▲ 2nd by Loan Portfolio
- ▲ 5th by Total Capital
- ▲ 3rd by Net Profit after Taxes

Recent Achievements

- Expansion of the Bank infrastructure
- Facilitation of corporate governance best practice
- Acknowledgement and recognition international awards
- Fundraising efforts by partner IFIs

- ▲ The Best Bank of 2013 in Armenia by The Banker, Financial Times
- ▲ Best Trade Finance Bank 2013 by Global Finance
- ▲ Robert von Rekowsky as a new independent Board Member
- ▲ Acquisition of Cascade Investments cjsc by Ameria Asset Management
- ▲ New branches in downtown Yerevan and Stepanakert
- ▲ USD 15 million loan facility with Proparco
- ▲ USD 12 million loan facility with EBRD
- ▲ USD 15 million loan facility with OeEB
- ▲ A growing number of CSR activities and campaigns

Cutting edge technology

Unparalleled investments in IT platforms and technological innovations

Customer relationship management (CRM) automated system

Leading the rankings by assets, liabilities and capital

Huge financial opportunities

Wide range of financial/banking services and products

Large total capital, which gives vast opportunities of financing

Well set partnership with research companies and independent consultants

Growing market trust

Proven high quality of risk management

ISO 9001:2008 Certificate issued by TÜV Rheinland Germany

Commitment to the best common practice in corporate governance





























Highly qualified HR

Leading team of western educated experienced professionals

Ongoing training, coaching and staff development

Expertise in major practice areas across more than 30 public and industry sectors



CORPORATE BANKING	RETAIL BANKING	INVESTMENT BANKING	ADVISORY
 Lending	 Consumer lending	 M&A	 Legal services
 Trade financing	 Mortgage	 Corporate finance	 Business advisory
 Financial lease	 Car loans	 Capital markets	 Financial advisory
 Factoring	 Credit cards (Visa, MC, ArCa)	 Direct investment	 Assurance and audit
 Project financing	 Deposit products	 Asset management	 Accounting and tax services
 Salary projects	 Metal accounts	 Brokerage	 HR consulting
 Deposit products	 Investment loans	 Investment advisory	 Project management

Special banking products and services

Unique products proposition customized per our clients' needs under any circumstances



PRODUCTS	DESCRIPTION
"AMERIA PARTNER"	Unprecedentedly exclusive benefit package for our current and potential HNWI clients=partners including visa infinite card and a huge number of various benefits
VISA INFINITE CARD	The card with an extraordinary combination of infinite offers, infinite access and concierge, and round-the-clock, round-the-world service.
AMERIA DEPOSIT	Flexible tool, which allows clients to build their deposits based on their best preferred options
DIASPORA DEPOSITS	Offering competitive rates and best Armenian banking hospitality, savings and deposit accounts have been designed to help keep Diaspora connected with homeland. If you live in US, and have available funds, this deposit is exactly for you
AMERIA GLOBAL TRADING	Brokerage operations in the Armenian Stock Exchange, over-the-counter securities market as well as on various international specialized platforms via online system directly from client's computer
PURCHASE ORDER FINANCE	New financing tool for companies based on a contract to deliver goods or services, where the collateral financing facility is the contract executed by the company
STRUCTURED DEPOSIT	Opportunity to enter the international markets and earn returns depending on the movements in the oil and gold price, Dow Jones index and other assets, ensuring capital protection and fixed income notwithstanding market volatility
INVESTMENT LOANS	Special lending tool tailored for individuals for investments in business



Loans	Trade financing	Salary projects	Deposits and other products
<p>Largest corporate loan portfolio in the market worth more than USD 340 mln with 195% net growth over 5 years of operation</p> <p>Leader in renewable energy financing</p>	<p>The most dynamic player in factoring and leasing markets with correspondingly five times and double increase in 2013</p>	<p>About 438 salary projects with more than 32,832 employees</p>	<p>About triple increase in international transfers in 2013.</p> <p>USD 215 mln corporate deposits as of the yearend</p> <p>Modern infrastructure of distance banking</p>
<ul style="list-style-type: none"> Active SME and renewable energy financing Credit lines Purchase order financing Customs card and overdraft based on credit turnover of accounts Project financing Opportunity to lend more than USD 17 mln per client 	<ul style="list-style-type: none"> Financial lease and factoring Wide range of bank guarantees and LCs (confirmation of foreign highly ranked banks available, e.g. Deutsche bank, Commerzbank, Citibank, BNP Paribas, etc) Collections and Escrow accounts 	<ul style="list-style-type: none"> Salary projects for corporate clients' staff: <ul style="list-style-type: none"> Plastic cards for salaries Special deals on mortgages, car loans and credit lines for employees 	<ul style="list-style-type: none"> Wire transfers in shortest periods Metal accounts and safe deposit boxes Flexible FX transactions Corporate business cards Wide range of deposits in various currencies and different options of maturity Distance banking, e.g. online Ameriabank, bank-client, call center, etc.



Premium service	Payment cards	Loans	Deposits and other products
<p>Unique practice in the Armenian market</p> <p>Visa Infinite card offering extraordinary selection of distinctive travel, dining, shopping and lifestyle opportunities</p>	<p>One of the largest ATM networks in Yerevan and Armenia</p> <p>First Armenian bank in Apple App Store</p>	<p>Simplified process of loan Applications</p> <p>Close cooperation with major car dealers</p>	<p>Approximately 340% net growth of retail deposits in 2013 over 5 years of operation</p> <p>Top bank in the market by clients' deposits</p>
<ul style="list-style-type: none"> Individualized exquisite service at Ameria Premium hall Out of banking hours and visit-based bank servicing at client's premises Preferential package of services and premium card with availability to special discount program 	<ul style="list-style-type: none"> Major Armenian and international cards, including Platinum and Infinite cards Discounts at over 300 prestigious retail and leisure outlets Free travel insurance and IAPA discount card Priority pass card for entrance to 600 airport VIP lounges Visa gift cards, which serves as personalized and useful present 	<ul style="list-style-type: none"> Wide variety of mortgage, renovation and construction loans with different options of downpayment and maturity Car loans from primary and secondary markets Credit lines via credit cards Consumer loans Investment loans to individuals for business purposes 	<ul style="list-style-type: none"> Wide range of deposits in various currencies and different options of maturity Saving accounts Metal and gold accounts Safe deposit lockers Online banking Call center Express transfer systems Different sizes gold bars, etc.



M&A	Corporate finance	Capital markets	Direct investments	Asset management
<p>Advising a major multinational miner in mining sector of RA; Acquisition of two banks in RA; Acquisition of a top-rank media company; Sell side advisory to one of the largest food companies in RA</p>	<p>Elite Plaza cjsc: raised USD 9M loan from two IFIs for a Class A office property in Yerevan</p> <p>Prodeco cjsc: raised USD 18M loan from two IFIs for a Class A office property in Yerevan</p>	<p>SAS Group LTD: the largest corporate bond placement in Armenia.</p> <p>IMEX Group: first ever competitive tender for corporate bonds in RA</p> <p>IFIs: first ever floating rate bonds in RA</p>	<p>Investment pipeline in retail, food processing and other sectors.</p>	<p>A large FI: managing a wholly outsourced treasury of an FI</p> <p>Private pension plans: managing Pillar III pension money for several corporate clients</p> <p>Mutual funds: in process of registration</p>
<ul style="list-style-type: none"> ▲ Sell side, buy side and merger advisory ▲ Due diligence and valuations ▲ Transaction support, debt origination, LBO, MBO and other leveraged finance arrangements ▲ Legal drafting and deal closing 	<ul style="list-style-type: none"> ▲ Raising debt funding from international/development financial institutions and organizations ▲ Raising equity/quasi equity funding from international/development financial institutions and organizations ▲ Credit rating advisory 	<ul style="list-style-type: none"> ▲ Debt origination in public markets ▲ Equity raising in public capital markets (IPOs, SPOs) ▲ DR program advisory ▲ Corporate governance advisory ▲ IPO advisory 	<ul style="list-style-type: none"> ▲ Project finance in equity or situational debt products, without collateral, monthly principal and interest payments ▲ Flexible and tailored financial solutions to support businesses in attaining their financial or strategic objectives 	<ul style="list-style-type: none"> ▲ Asset management – treasury management, mutual funds, managed accounts, private pension plans ▲ Structured deposits – bank deposits linked to performance of certain commodities and indices (Gold, DJIA, Oil, etc.) ▲ Investment advisory

Advisory: Management advisory services

More than 15 years of experience in the local and international markets



Business advisory	Management advisory	HR advisory	Project management
<p>Largest client portfolio in the market with more than 100 clients per year</p> <p>Coverage of all sectors of economy</p>	<p>Facilitated project investments worth more than USD 500 mln</p> <p>Management advisory with vast experience</p>	<p>More than 20% increase in cost effectiveness of HR</p> <p>Pioneer in advanced HR advisory technologies</p>	<p>Trusted partner of the Government, World Bank, UNDP and other donors.</p>
<ul style="list-style-type: none">Market surveys and analysisBusiness planningFinancial engineering and company evaluationsRisk management and assessmentFinancial and cost management	<ul style="list-style-type: none">Management information system and data processingBusiness process reengineering, operations review, supply chain managementInstitutional building and optimizationSurveys and analyses	<ul style="list-style-type: none">Human resource management systemsStaff performance evaluation and managementHuman resource capacity assessmentTraining needs assessmentHuman resource development, organization of trainings	<ul style="list-style-type: none">Project management, project monitoring and evaluationStaff performance evaluation and managementStrategic planning, action plansPublic administration developmentImplementation of sectorial projects and legislative reformsInstitutional and capacity building, surveys and analyses



Corporate commercial law

Legal counsel with respect of two large **telecommunication operators launch**

Permanent legal counsel for various industries, including **tobacco, energy, mining, trade**

- ▲ Legal due diligence
- ▲ Legal project management
- ▲ Business, corporate and civil law
- ▲ Registration and liquidation procedures
- ▲ Licenses and certifications
- ▲ Labor law and employment issues
- ▲ Drafting, preparation and review of contracts, legal documents, warrants and authorizations
- ▲ Consultancy on civil, corporate and international law

Litigation and mediation

USD 1 mln worth dispute for one of top tax payers

Strong record in corporate commercial litigation

- ▲ General representation of the client
- ▲ Legal support and representation in public issues

Banking, insurance and finance

Large loan arrangements from European large banks to Armenian company (acted on borrower and lender side)

Two major insurance deals worth billions of AMD

- ▲ Legal support in banking and insurance
- ▲ Consultancy in investment legislation
- ▲ Tax and customs

M&A

Fully assigned legal adviser in a large telecommunication company deal

- ▲ Transaction and investment structuring
- ▲ Legal support in mergers and acquisitions
- ▲ Legal due diligence, and risk assessment

Advisory: Assurance and Accounting

Highly-qualified team of auditors and accountants



Assurance and Accounting

One of the most experienced and trusted financial service providers in the local market

Extensive expertise in assurance services to local and international organizations and donors

Accounting partner of local companies and international representations

- Financial statements in (national and international standards)
- Development and implementation of accounting system
- Accounting records and accounting policies
- Management accounting reports
- Advice on implications of applying accounting principles and reporting
- IFRS conversion of accounting systems
- Internal control reviews and financial analysis

Tax Advisory

Permanent partner of a number of top tax payers and large companies in Armenia

- Consulting on corporate taxation and tax planning
- Tax audits of accredited representative offices of international and foreign firms
- Tax advice for expatriates
- Personal tax advice
- Consultancy on investment and customs legislation

Financial Management

Application of best practices in executing MIS and internal control of financial operations and reporting

- Financial analysis
- Cost management
- Management information systems (MIS) for accounting
- Business process reengineering
- Operations review
- Project management



- Unprecedented representation of the Armenian leading financial & advisory Group in the United States
- Promote Ameria Group products within Armenian Diaspora in USA
- Located in the business heart of Glendale, California Brand Blvd., Ameria Group Inc professional team is always willing and ready to provide top-notch investment, management, legal and any type of professional advisory
- A number of already completed successful investment and advisory projects
- Opening ceremony attended by the President of Armenia Mr. Serzh Sargsyan, the Mayor of Los Angeles and reputable guests from LA and Armenia back in September, 2011.



Recognition and honors for achievements

Ongoing appreciation and quality recognitions by the most reputable global institutions



**THE BEST BANK OF
ARMENIA 2013 & 2010**



**THE BEST BANK IN ARMENIA
FOR TWO CONSECUTIVE YEARS
2012 AND 2011**



**BEST TRADE FINANCE BANK IN
ARMENIA 2013, 2012
BEST BANK IN ARMENIA 2013, 2012
BEST FOREIGN EXCHANGE
PROVIDER IN ARMENIA 2013, 2012**



CERTIFICATE OF APPRECIATION
FOR COMPLIANCE WITH LOCAL AND
INTERNATIONAL ENVIRONMENTAL AND
SOCIAL REGULATIONS AND WORLDWIDE



**AWARDS FOR OUTSTANDING
PERFORMANCE IN 2013, 2012 and
2010: TRADE FINANCE AWARD AND HIGH
PERFORMANCE IN INTERNATIONAL
TRANSACTIONS AWARD**



GTFP AWARD 2010 and 2012:
AS THE MOST ACTIVE ISSUER AMONG
TRANSCAUCASIAN BANKS UNDER GLOBAL
TRADE FINANCE PROGRAM AND BEST ISSUING
BANK FOR ENERGY EFFICIENCY IN 2012

Partnership with most reputable financial institutions worth around USD 250 million*



- SME
- MCFF
- Trade finance
- Revolving credit agreement
- Renewable Energy
- Medium- size Companies
- Agribusiness
- Energy Efficiency

 UniCredit

FMO

Finance for Development



Eurasian Development Bank



COMMERZBANK 


**International
Finance
Corporation**
World Bank Group

 **Proparco**
GROUPE AGENCE FRANÇAISE DE DÉVELOPPEMENT



**European Bank
for Reconstruction and Development**



ASIAN DEVELOPMENT BANK



OeEB 

Oesterreichische Entwicklungsbank AG





Permanent financial aid to children in need and orphans in cooperation with orphanages and boarding schools, as well as continuous assistance to children with hematological diseases.

As a good tradition Christmas charity auction-exhibit held to raise funds for medical treatment of children with serious onco-haematological diseases. Fundraising auctions were held through our CSR campaigns.

AMD 61 million, AMD 78 and AMD 21 million was raised correspondingly in 2013, 2012 and 2011 through sale of paintings. All funds were directed towards medical treatment of about 20 kids with leukemia.



Promotional campaign in cooperation with World Vision Armenia to send about 3,000 most vulnerable kids to camps in summer.



Sponsorship of the first international tennis tournament in Armenia and support in organization of the 5th Panarmenian games.



Sponsorship of concerts: Joe Cocker, George Benson, Al Jarreau, Nino Katamadze, Jetro Tull



Tree planting events aimed to support forestation and ecologically clean environment in the country



Financial awards and presents to people aged 100 and more in Yerevan

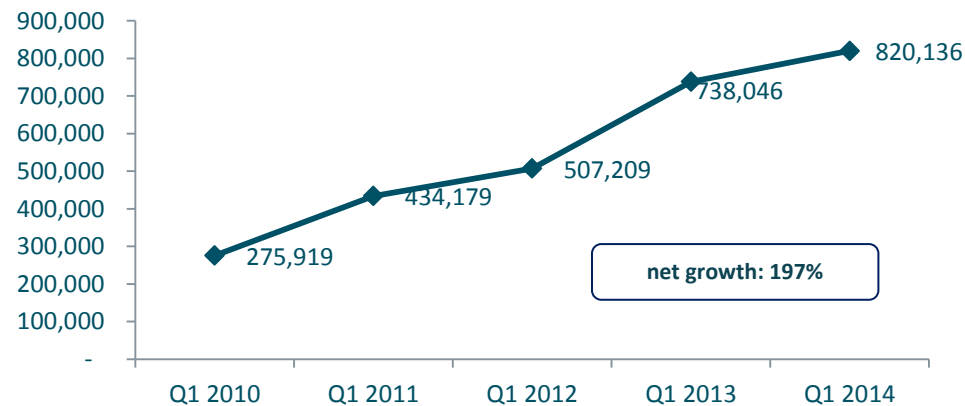
Results and highlights

Based on IFRS 1Q 2014 interim results

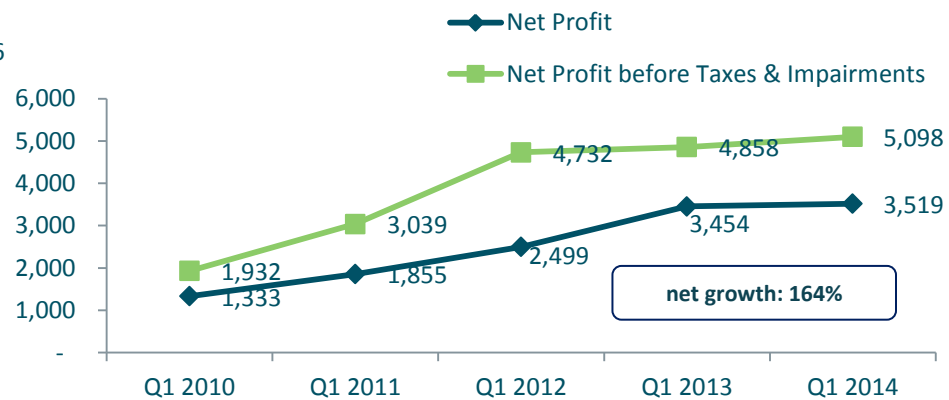




Total Assets , 000\$



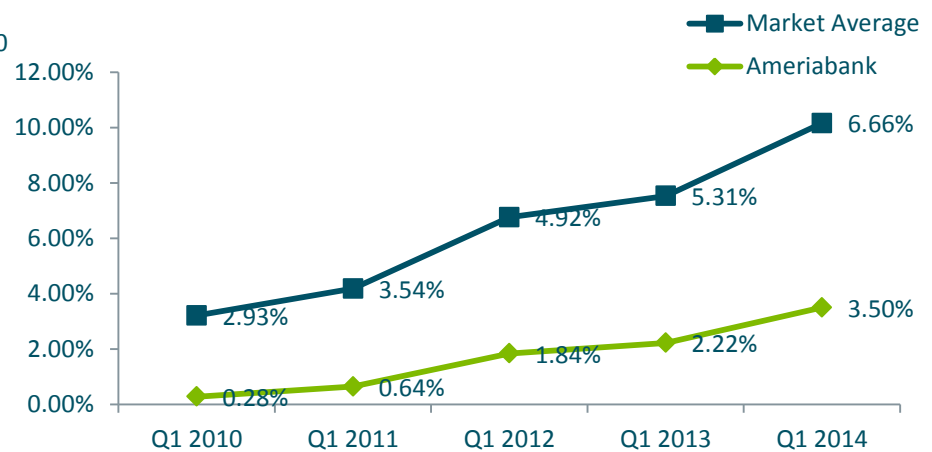
Net Profit , mln\$



Total Liabilities , 000\$

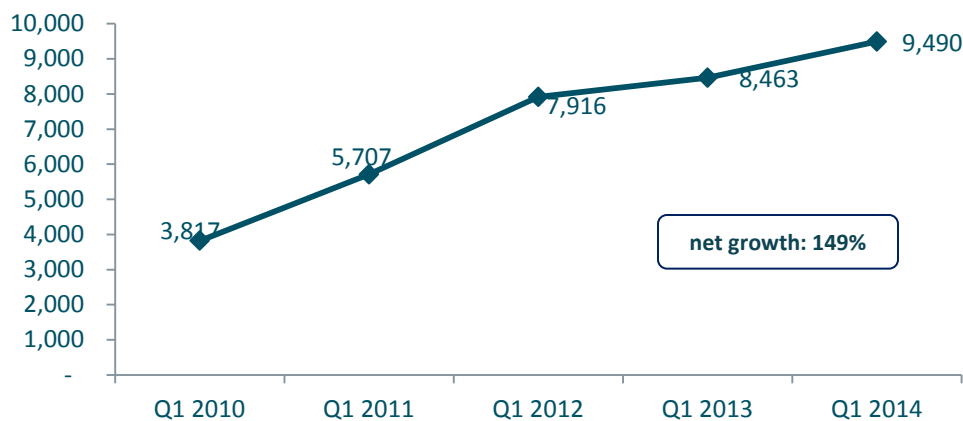


NPL , net %

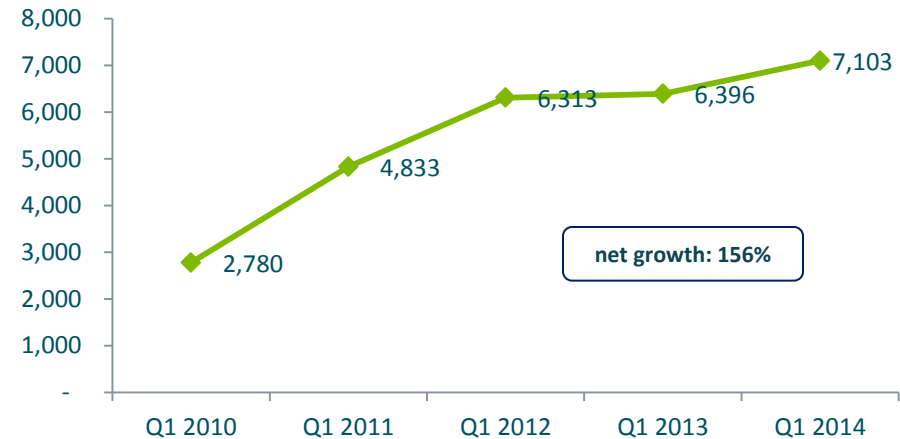




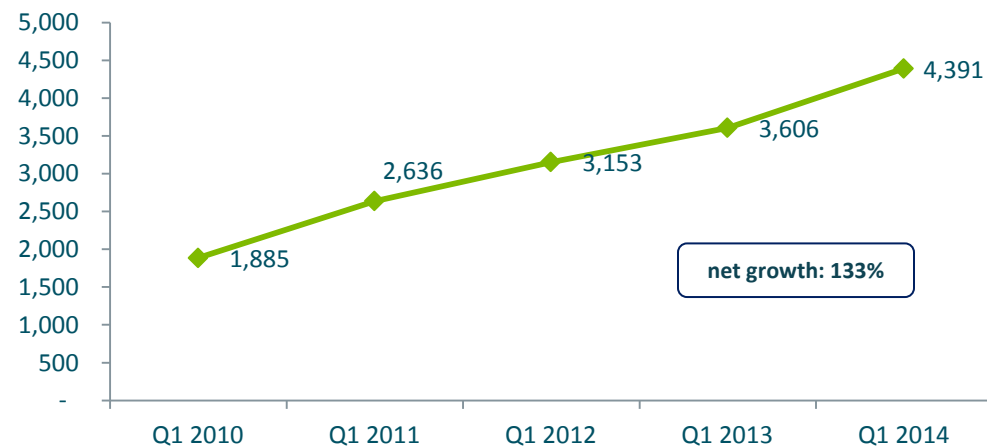
Total Revenue , 000\$



Net Interest Income , 000\$

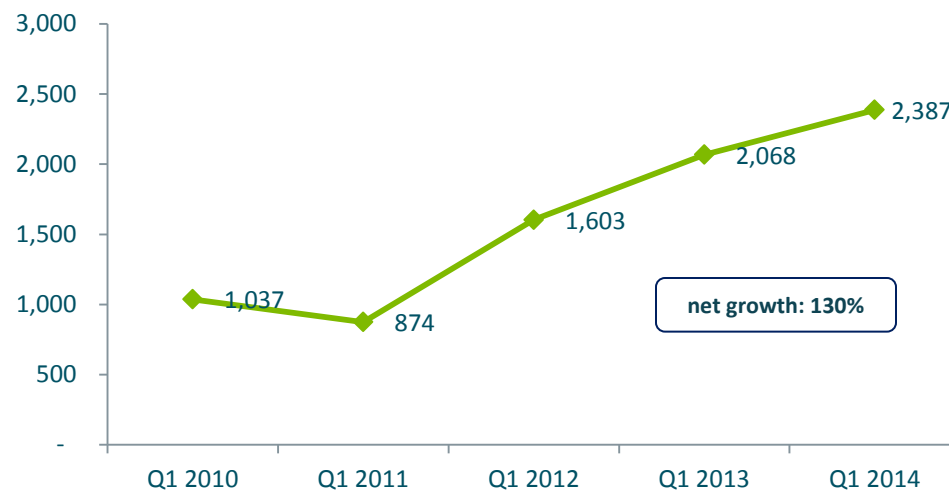


Total Operational & Administrative Expenses , 000\$

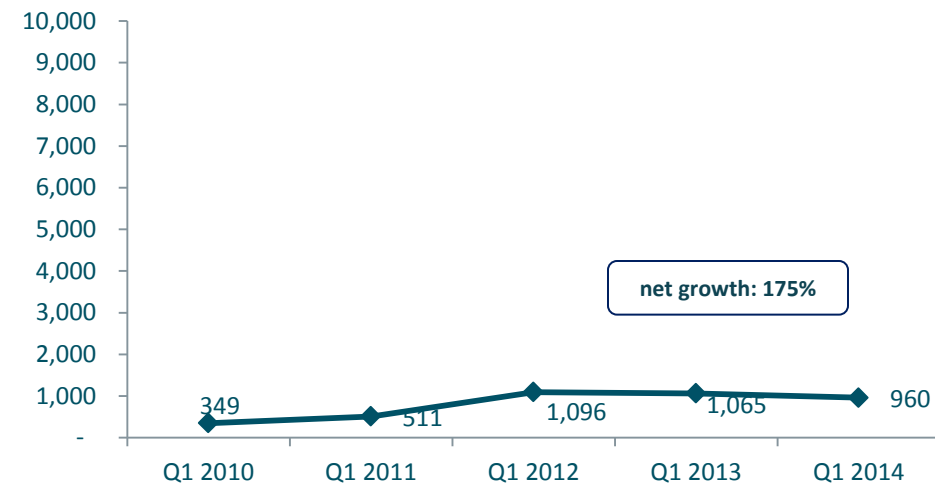




Net non-interest income, 000\$



Net fees and commissions, 000\$

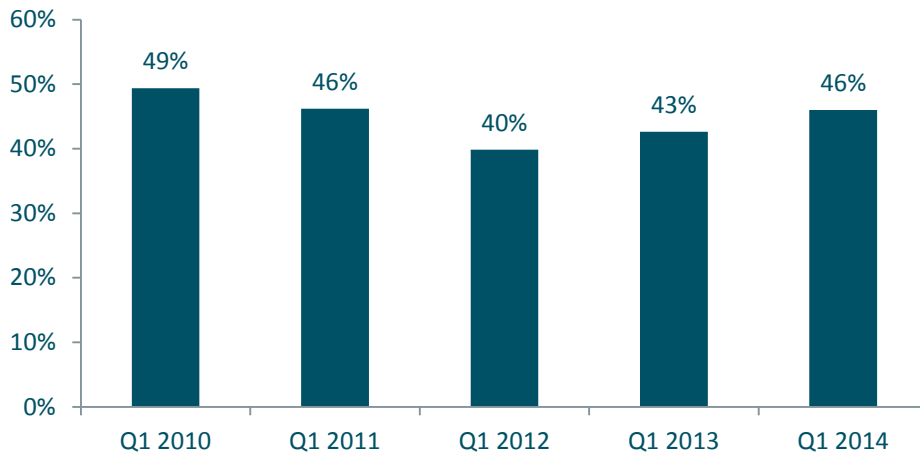


Growing non-interest income serving as the best proof of **high quality servicing** in line with various cross complementary products aimed at satisfying our clients' needs.

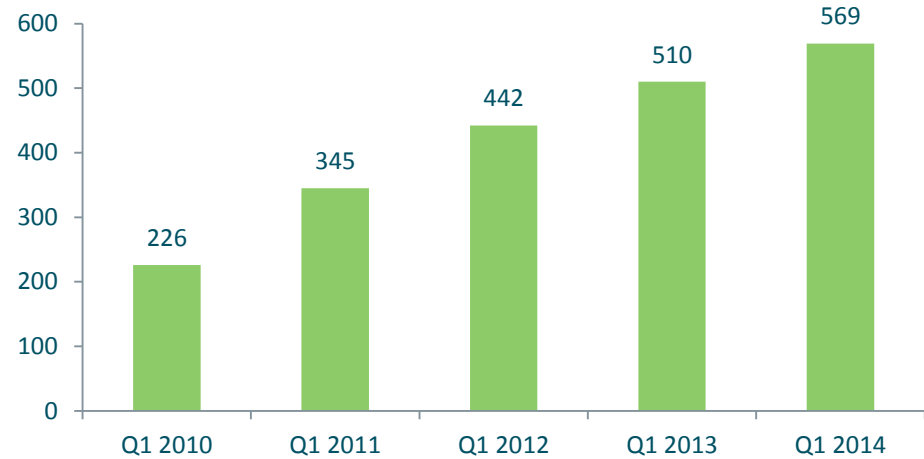
We strive to permanently increase our non-interest income.



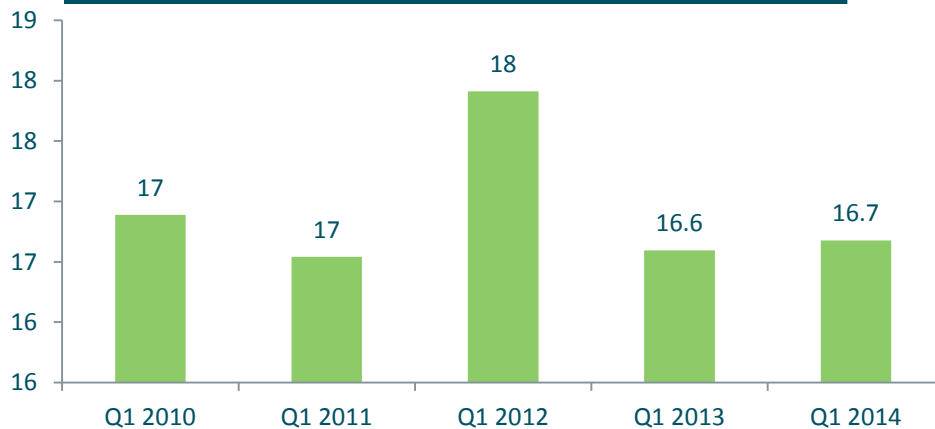
Cost-to-income ratio



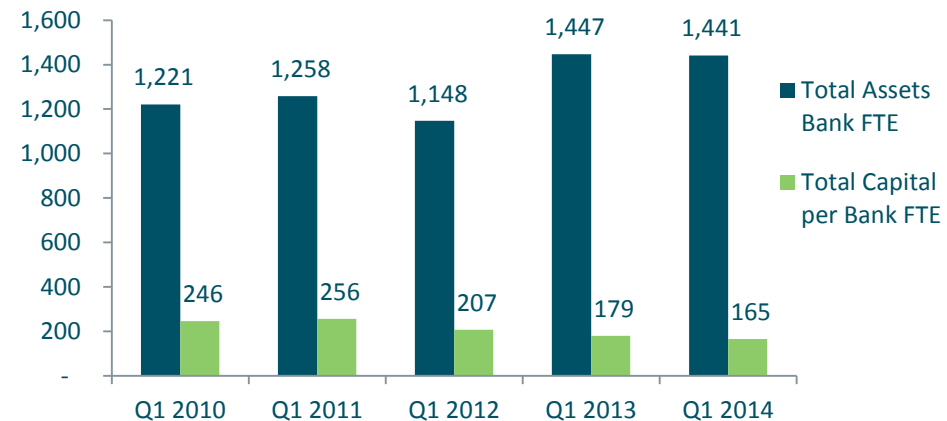
Number of Bank full-time employees (FTE)



Total revenue per FTE, 000\$

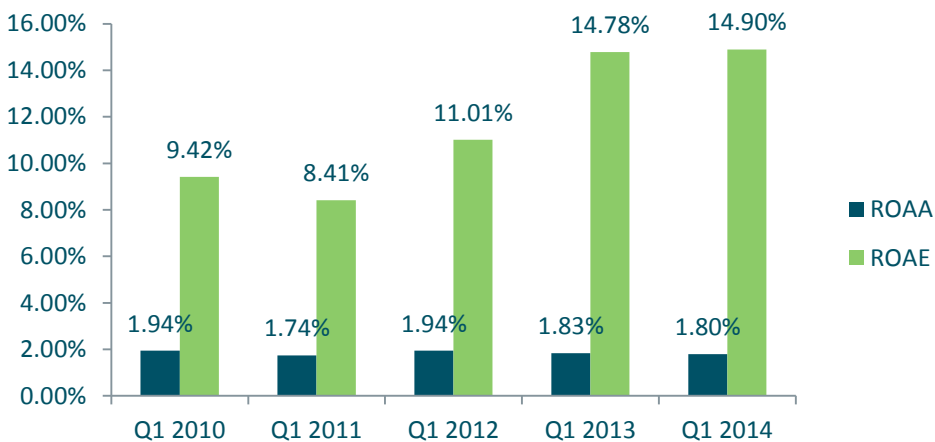


Total assets & total capital per FTE, 000\$

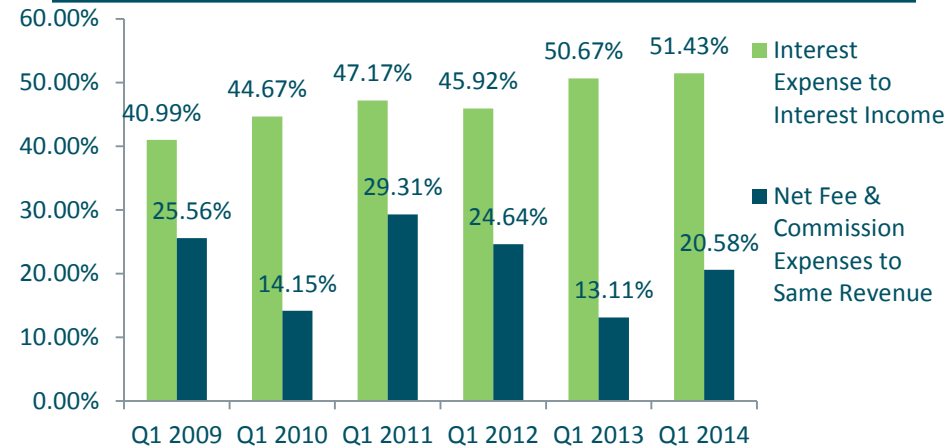




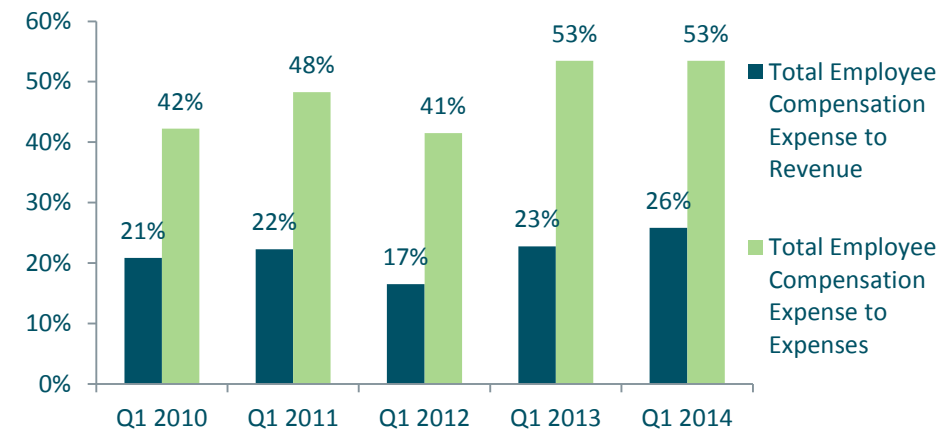
RoAE & RoAA



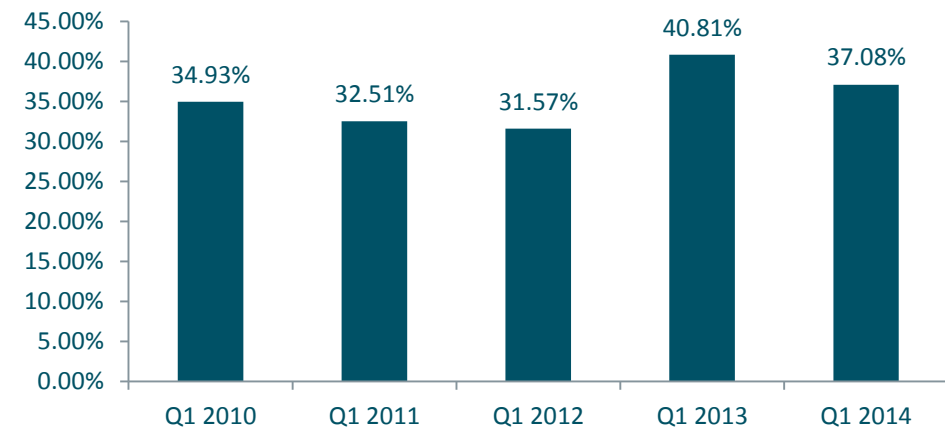
Interest & non-interest expense to interest & non-interest income



Total employee compensation expense to total revenue & expenses

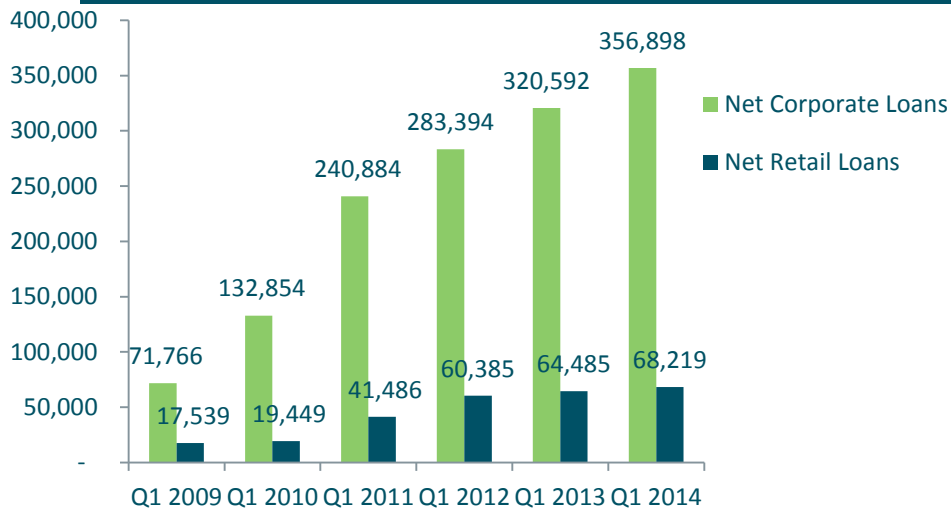


Net profit to revenue

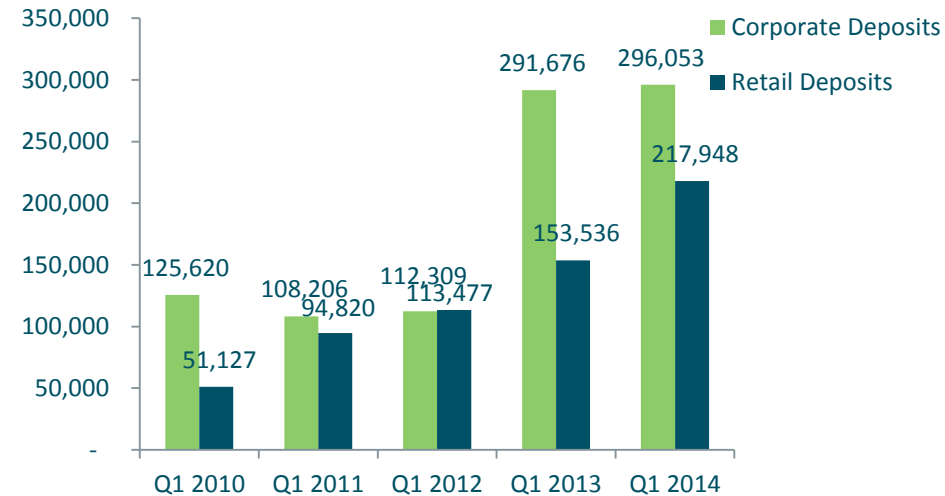




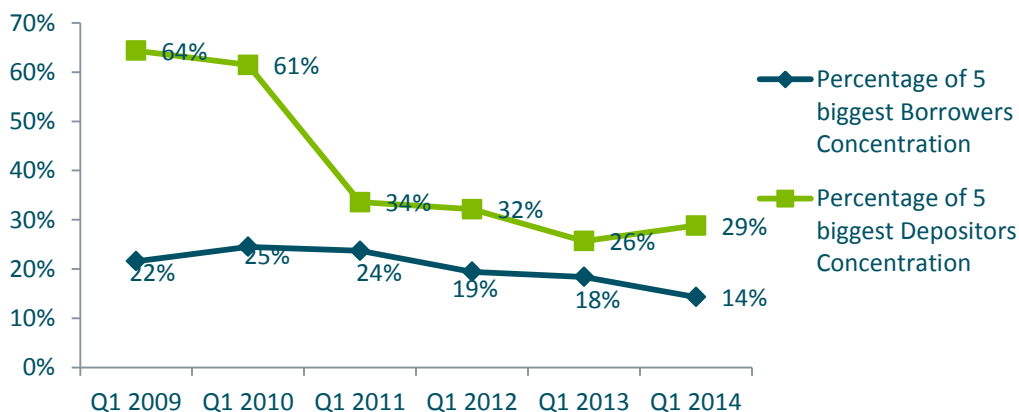
Loan Book, 000\$



Client Balances & Deposits, 000\$



Concentration, 000\$



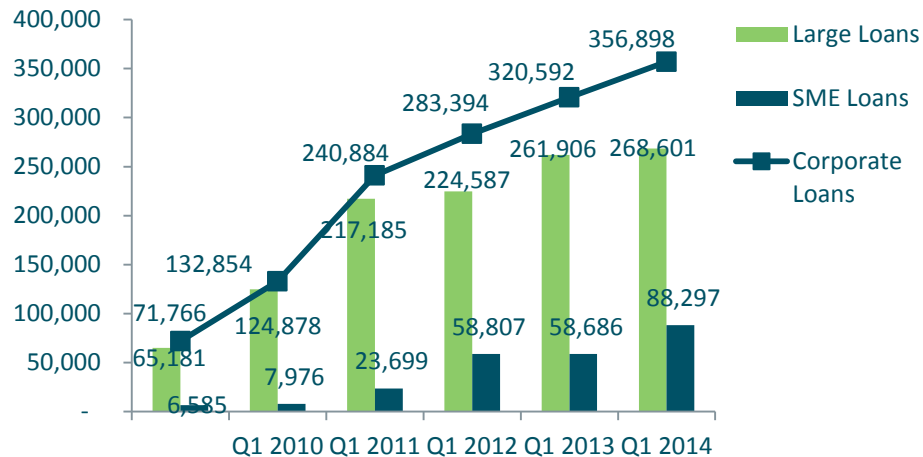
Moving towards increasing **diversification** of loan book and substantial decrease in **concentration** of loans and deposits books

326% increase in retail deposits within five years ideally illustrates the level of **trust** our clients demonstrate towards Ameriabank.

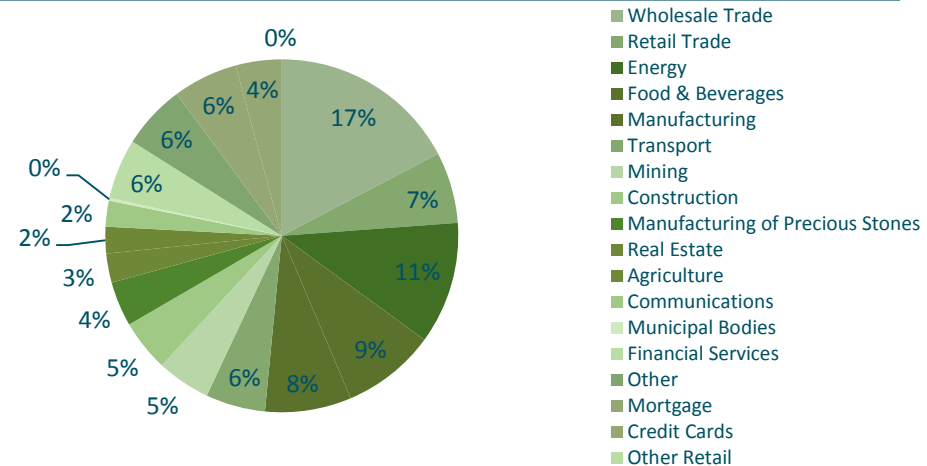
Diversifying corporate loans



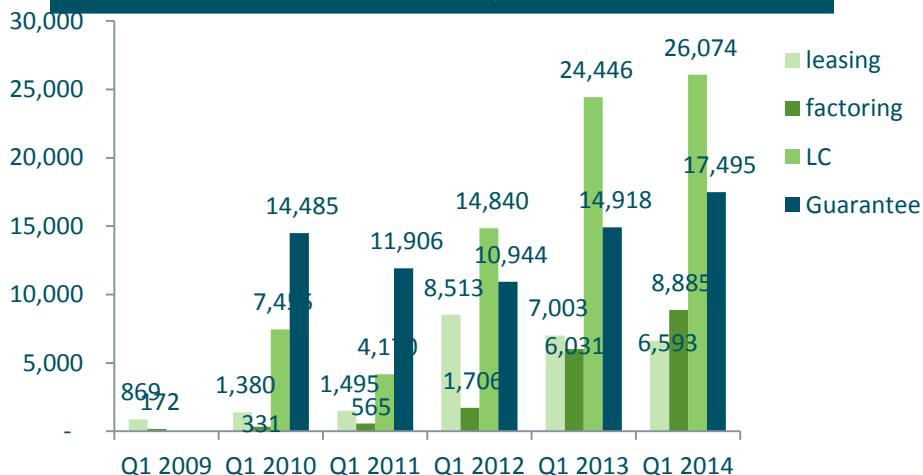
Growth of Corporate Loans, 000\$



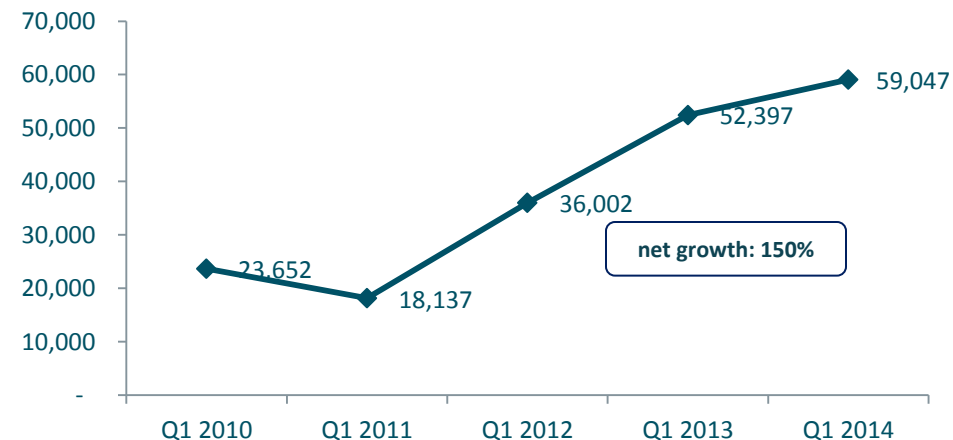
Breakdown of Total Loan Portfolio by Sectors, %



Breakdown of Trade Finance Items, %



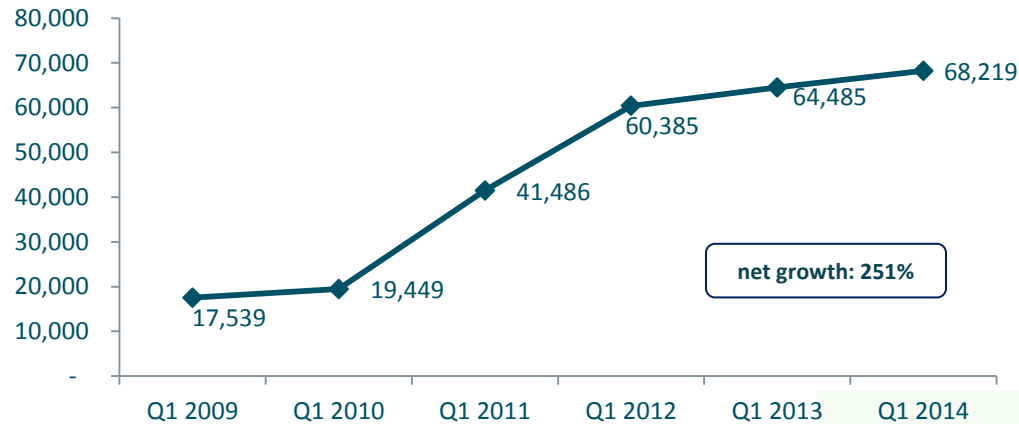
Growth of Trade Finance, mln\$



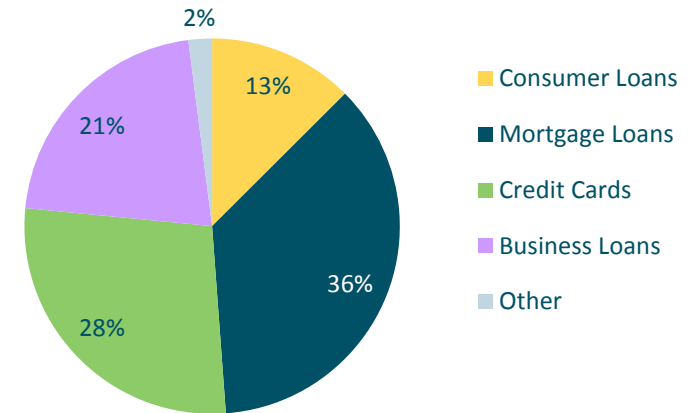
Acquiring best Trade Finance partner awards by Commerzbank, Global Finance, IFC, etc., Ameriabank is proud with it's globally increasing role of connecting local companies with the world through its developed TF products.



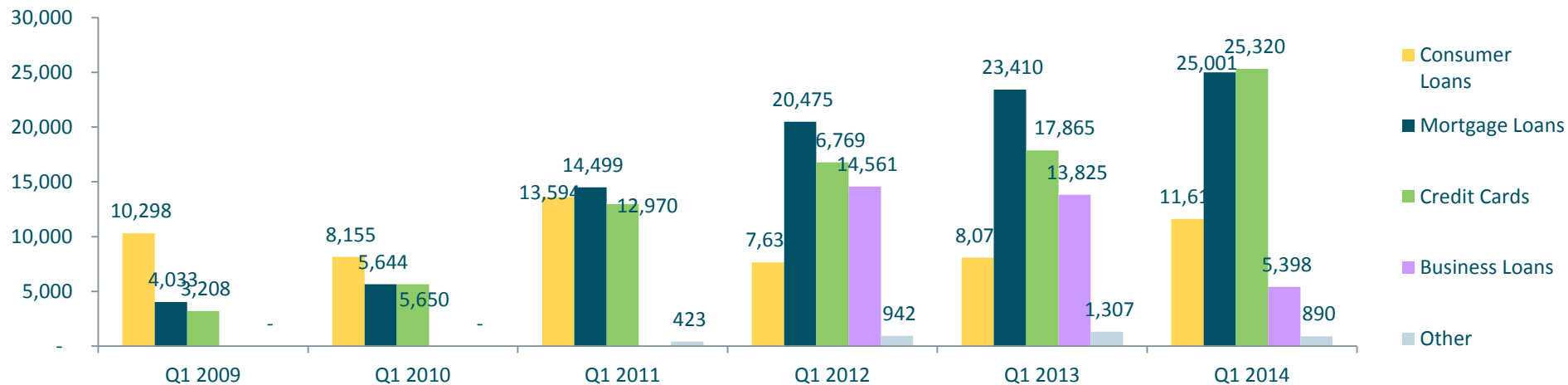
Growth of Retail Loans, 000\$



Breakdown of Retail Loans by Weight, %

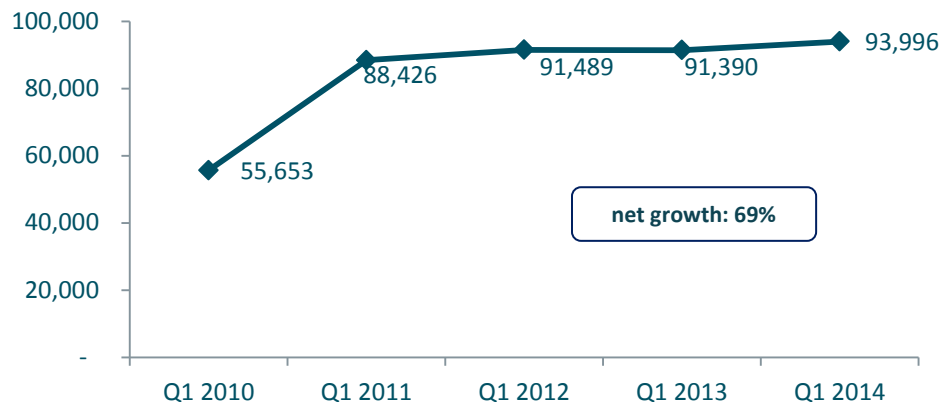


Breakdown of Retail Loans, 000\$





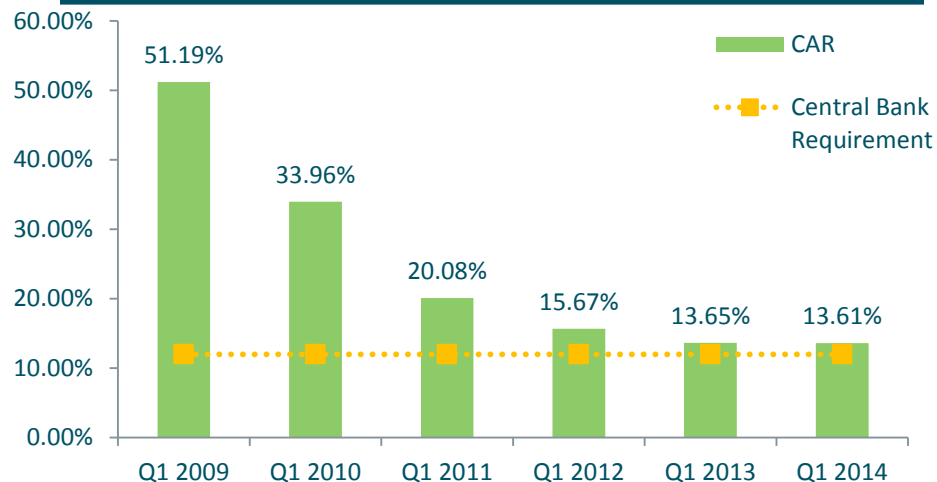
Total capital, 000\$



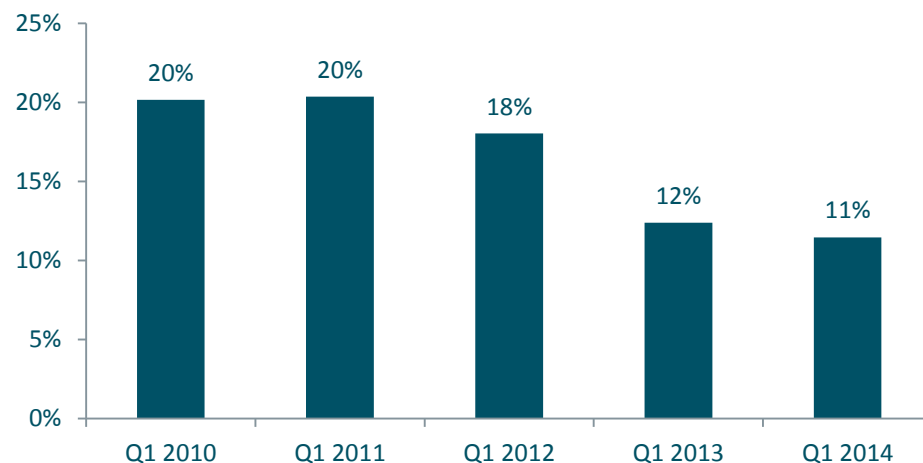
In 2012, Ameriabank **paid out dividends** to its shareholders for the first time over the five years of operations. While before this, all the **profit was reinvested** in the **Bank's further development**.

AMD3,250k dividend declared based on 2013 financial year profit.

CBA N1: Total capital/risk-weighted assets

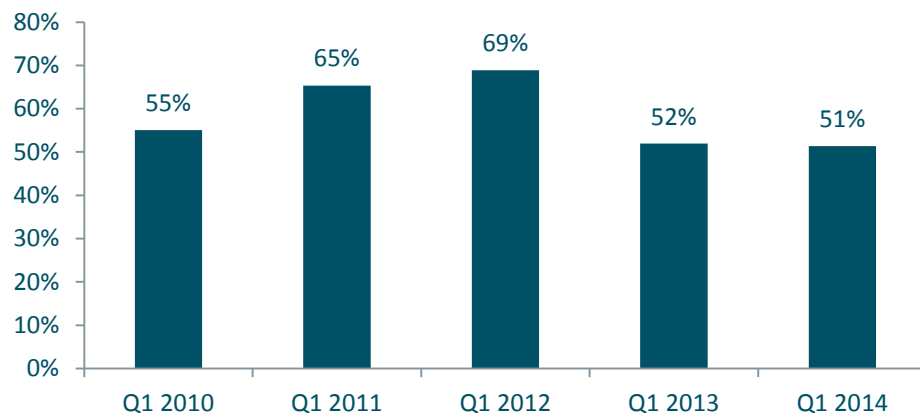


Equity to total Assets

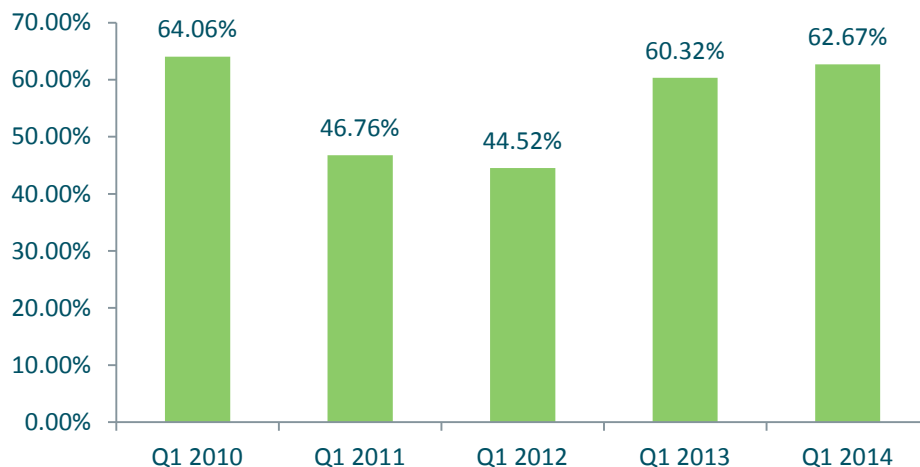




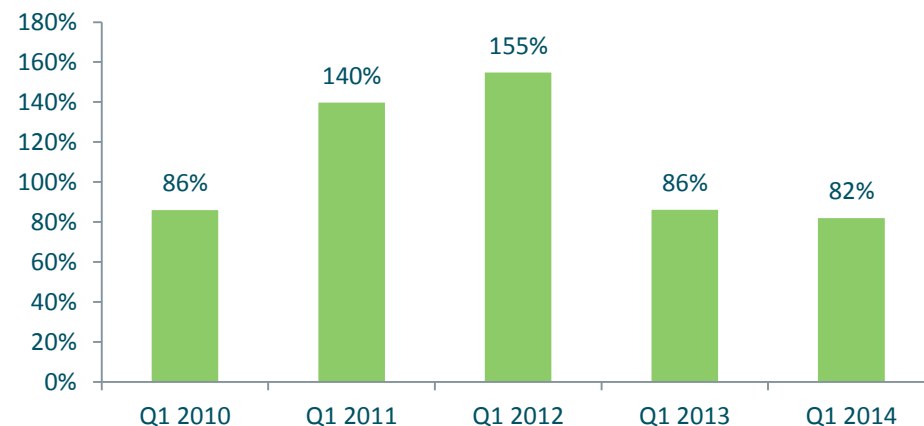
Total loans to total Assets



Clients Deposits to Total Assets



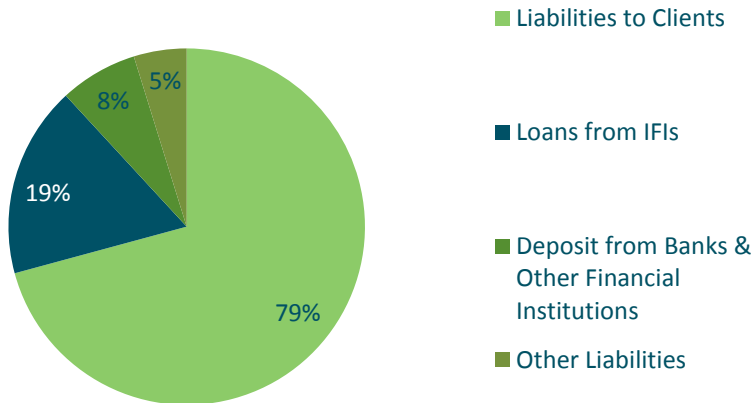
Total loans to total Deposits



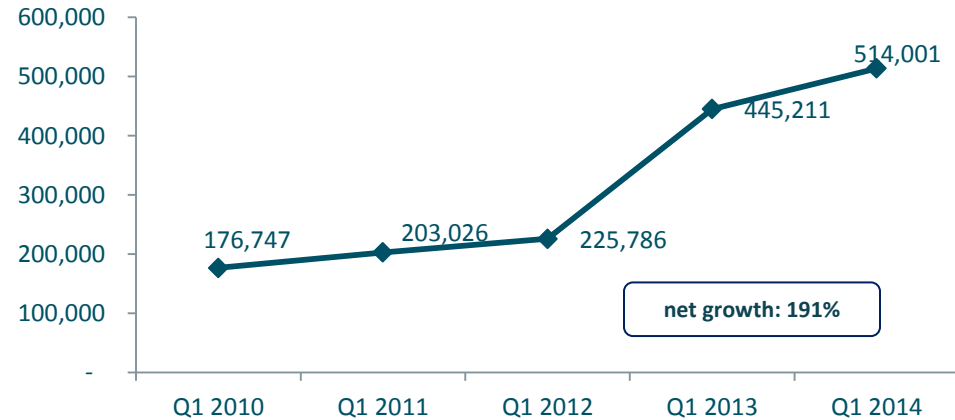
As per the specific characteristics of the local borrowings market, **deposits** act as relatively **short-term funding**, while borrowings from **International Financial Institutions** are also used to finance **long-term loans**.



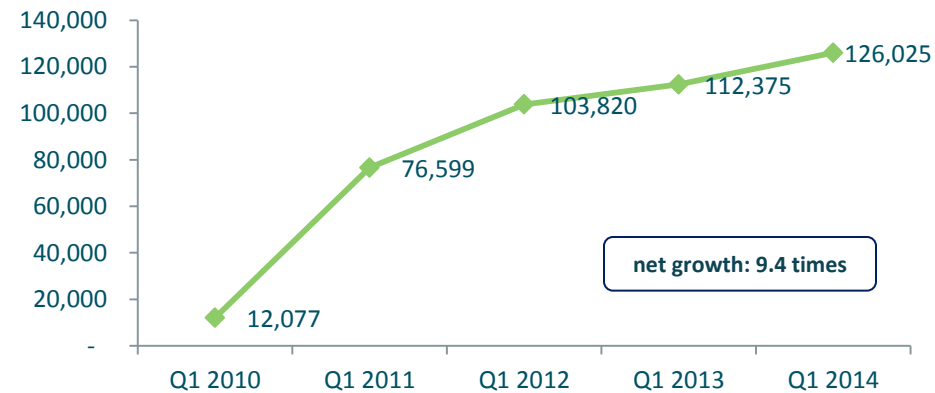
Weight of funding sources, %



Liabilities to Clients, 000'\$

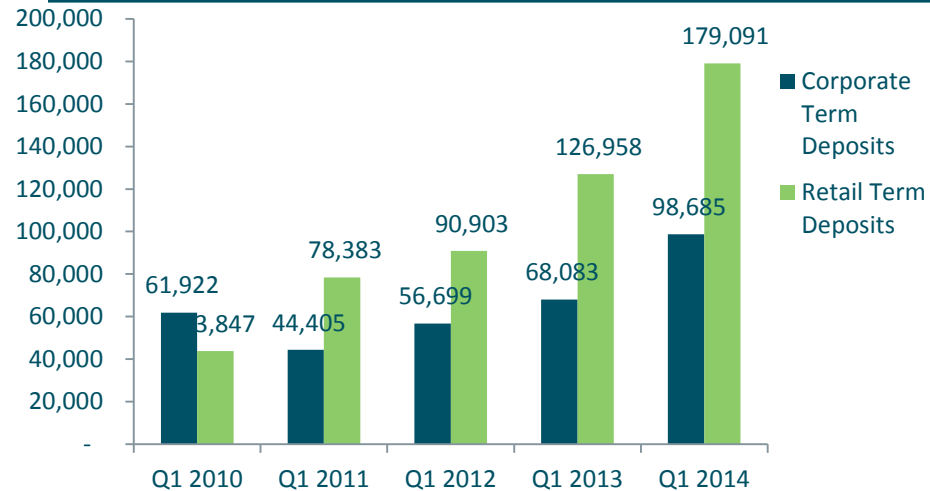


Loans from IFIs

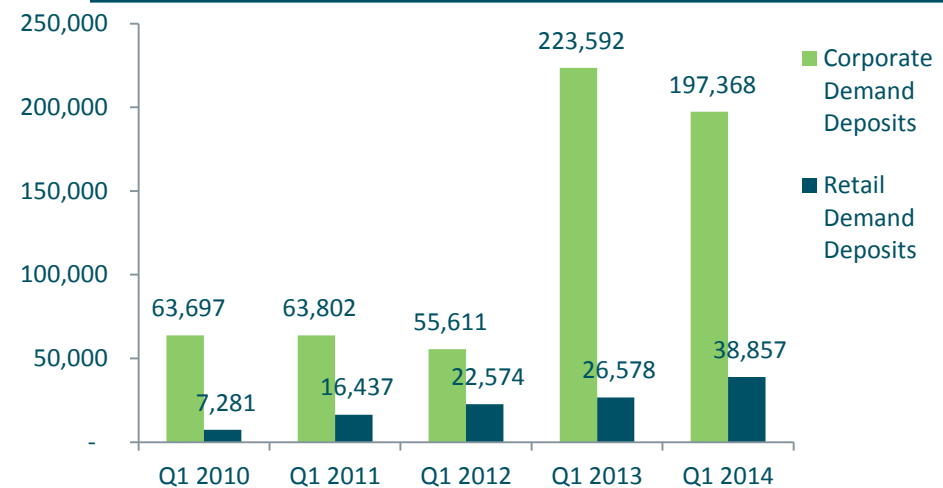




Term Deposits, 000\$



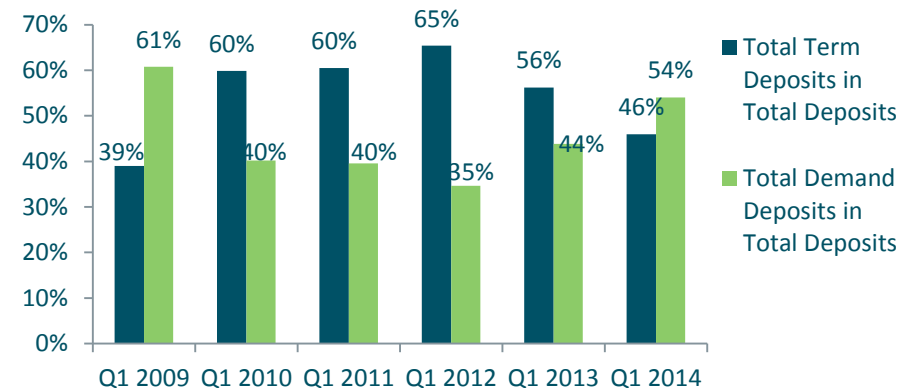
Demand Deposits, 000\$



Tangible growth of term deposits weight within five years.

We are very **proud** of the **loyalty** to our **brand** and increasing **trust** to our **professionalism** acting as the best award for our ongoing efforts of **quality serving**.

Dynamics of Weight of Term & Demand Deposits in Total Deposits



Balance sheet

Based on 31.12.2043 IFRS interim results



Item	As of 31/03/2014	As of 31/03/2014	As of 31/03/2013	As of 31/03/2013
Assets	thous. AMD	thous. USD	thous. AMD	thous. USD
Cash and cash equivalents	118,787,473	287,405	98,906,402	243,828
Money market short-term disbursements	4,680,735	11,325	11,547,642	28,468
Disbursements to customers	190,628,590	461,224	185,100,165	456,316
Investments held for sale	7,818,842	18,918	9,341,485	23,029
Held-to-maturity investments	11,706,279	28,323	4,247,066	10,470
Property, equipment and intangible assets	2,860,778	6,922	2,894,285	7,135
Other assets	2,487,793	6,019	3,011,049	7,423
Total assets	338,970,490	820,136	315,048,094	776,669
Liabilities	thous. AMD	thous. USD	thous. AMD	thous. USD
Liabilities to banks	21,198,319	51,289	39,018,737	96,191
Other borrowed funds	63,849,446	154,483	64,275,691	158,455
Current accounts and deposits from customers	212,441,803	514,001	169,942,151	418,948
Financial liabilities at fair value through profit or loss	155,381	376	234,160	577
Other liabilities	2,476,111	5,991	2,778,339	6,849
Total liabilities	300,121,060	726,140	276,249,078	681,020
Capital	thous. AMD	thous. USD	thous. AMD	thous. USD
Share capital and premium	25,476,251	61,640	25,476,251	62,805
Revaluation Reserve	365,472	884	417,522	1,029
Retained earnings	13,007,707	31,472	12,905,243	31,815
Total capital	38,849,430.00	93,995.86	38,799,016.00	95,648.89
Total liabilities and capital	338,970,490	820,136	315,048,094	776,669



Item	As of 31/03/2014	As of 31/03/2014	As of 31/03/2013	As of 31/03/2013
	thous. AMD	thous. USD	thous. AMD	thous. USD
Net interest income	2,918,410	7,103	11,648,427	28,442
Net fee and commission income	394,437	960	1,641,963	4,009
Net profit/loss from trading operations	466,527	1,135	2,114,439	5,163
Other operating income (expenses)	119,661	291	796,365	1,944
Operating income	3,899,035	9,490	16,201,194	39,558
Impairment losses	(232,543)	(566)	(1,959,550)	(4,785)
Personnel expenses	(1,008,034)	(2,453)	(3,391,800)	(8,282)
Total administrative expenses	(796,242)	(1,938)	(3,173,969)	(7,750)
Profit/ (loss) before tax	1,862,216	4,532	7,675,875	18,742
Profit tax	(416,469)	(1,014)	(1,525,404)	(3,725)
Net profit/ (loss) for the period	1,445,747	3,519	6,150,471	15,018



Item	Actual as of 31/03/2014	CBA Requirement
N1 Total Capital/Risk-Weighted Assets	13.61%	min 12%
N2.1 Highly Liquid Assets/Total Assets	41.50%	min 15%
N2.2 Highly Liquid Assets/ Demand Liabilities	146.87%	min 60%
Maximum Risk on Single Borrower	16.85%	max 20%
Maximum Risk on Large-Scale Borrowers	294.67%	max 500%
Maximum Risk on Bank-Related Person	0.34%	max 5%
Maximum Risk on All Bank-Related Persons	4.68%	max 20%
Maximum Risk of Currency Position/Total Capital of the Bank	0.90 %	max 10%






















APPENDIX

Ranking of Armenian Banks

Based on IFRS 1Q 2014 interim results



Market in Summary

		Total Assets	Total Liabilities	Loans to Customers	Liabilities to Customers	Total Equity	Net Profit
		Rank	Rank	Rank	Rank	Rank	Rank
Ameriabank		1	1	2	1	5	3
VTB-Armenia Bank		2	2	1	3	2	9
Ardshininvest		3	3	4	2	3	2
ACBA		4	4	3	7	1	21
HSBC		5	5	5	4	4	1
ABB		6	6	6	6	6	4
Areximbank		7	7	8	8	10	11
Unibank		8	8	7	5	9	8
Ararat Bank		9	9	11	10	12	6
Inecobank		10	11	9	15	7	5
Converse Bank		11	10	10	9	13	13
Artsakh Bank		12	12	12	12	14	19
Armeconom		13	13	15	13	17	14
ADB		14	14	16	11	18	12
Armswiss		15	16	18	19	11	7
Anelik Bank		16	15	14	14	15	20
Prometey Bank		17	18	17	16	8	10
Procredit		18	17	13	17	20	16
Byblos Bank		19	19	19	18	19	18
Mellat Bank		20	20	21	21	16	15
BTA		21	21	20	20	21	17



Bank	Position in 1Q 2014	Amount, mln \$ 1Q 2014	Position in 4Q 2013	Amount, mln \$ 4Q 2013	Growth rate 4Q 2013 vs 1Q 2014
Ameriabank	1	820	1	777	5.6%
VTB-Armenia Bank	2	744	2	739	0.7%
Ardshinvest	3	671	3	664	1.1%
ACBA	4	640	4	660	-3.0%
HSBC	5	610	5	615	-0.9%
ABB	6	536	7	542	-1.2%
Areximbank	7	413	6	575	-28.2%
Unibank	8	372	8	380	-2.1%
Ararat Bank	9	319	10	309	3.3%
Inecobank	10	315	9	322	-2.3%
Converse Bank	11	302	11	299	0.9%
Artsakh Bank	12	208	12	222	-6.3%
Armeconom	13	192	13	183	5.2%
ADB	14	167	14	173	-3.1%
Armswiss	15	165	15	172	-4.0%
Anelik Bank	16	154	17	148	4.1%
Prometey Bank	17	151	16	155	-2.4%
Procredit	18	134	18	130	3.3%
Byblos Bank Armenia	19	99	19	105	-5.6%
Mellat Bank	20	48	20	47	3.3%
BTA	21	32	21	29	10.8%
Total		7,094		7,246	-2.1%



Bank	Position in 1Q 2014	Amount, mln \$ 1Q 2014	Position in 4Q 2013	Amount, mln \$ 4Q 2013	Growth rate 4Q 2013 vs 1Q 2014
Ameriabank	1	726	1	681	6.6%
VTB-Armenia Bank	2	635	2	646	-1.7%
Ardshininvest	3	563	3	559	0.8%
ACBA	4	512	4	526	-2.8%
HSBC	5	506	6	513	-1.5%
ABB	6	474	7	481	-1.6%
Areximbank	7	361	5	523	-31.0%
Unibank	8	320	8	328	-2.4%
Ararat Bank	9	269	10	260	3.4%
Converse Bank	10	256	11	253	1.3%
Inecobank	11	255	9	264	-3.3%
Artsakh Bank	12	176	12	188	-6.7%
Armeconom	13	166	13	156	6.6%
ADB	14	144	14	150	-3.7%
Anelik Bank	15	124	16	116	6.8%
Armswiss	16	115	15	120	-4.5%
Procredit	17	113	17	109	4.2%
Prometey Bank	18	97	18	101	-3.3%
Byblos Bank Armenia	19	78	19	83	-6.3%
Mellat Bank	20	22	20	20	9.8%
BTA	21	18	21	14	23.7%
Total		5,929		6,091	-2.7%



Bank	Position in 1Q 2014	Amount, mln \$ 1Q 2014	Position in 4Q 2013	Amount, mln \$ 4Q 2013	Growth rate 4Q 2013 vs 1Q 2014
VTB-Armenia Bank	1	556	1	535	3.9%
Ameriabank	2	437	2	434	0.6%
ACBA	3	431	4	418	3.1%
Ardshinvest	4	403	3	425	-5.1%
HSBC	5	387	5	378	2.5%
ABB	6	328	6	322	1.8%
Unibank	7	275	7	289	-5.1%
Areximbank	8	218	8	229	-4.8%
Inecobank	9	204	9	204	0.1%
Converse Bank	10	191	10	197	-3.1%
Ararat Bank	11	149	12	147	1.2%
Artsakh Bank	12	144	11	153	-5.7%
Procredit	13	109	13	105	3.3%
Anelik Bank	14	104	16	95	8.8%
Armeconom	15	100	14	100	-0.6%
ADB	16	99	15	99	0.2%
Prometey Bank	17	75	17	73	2.0%
Armsswiss	18	73	18	69	6.7%
Byblos Bank Armenia	19	57	19	59	-4.8%
BTA	20	15	20	15	-0.6%
Mellat Bank	21	12	21	12	-1.1%
Total		4,365		4,359	0.1%



Bank	Position in 1Q 2014	Amount, mln\$ 1Q 2014	Position in 4Q 2013	Amount, mln\$ 4Q 2013	Growth rate 4Q 2013 vs 1Q 2014
Ameriabank	1	514	1	419	22.7%
Ardshininvest	2	441	4	378	16.7%
VTB-Armenia Bank	3	395	5	365	8.3%
HSBC	4	395	3	392	0.7%
Unibank	5	288	6	313	-7.8%
ABB	6	275	7	288	-4.5%
ACBA	7	265	8	266	-0.3%
Areximbank	8	252	2	396	-36.4%
Converse Bank	9	211	9	208	1.2%
Ararat Bank	10	172	10	169	2.0%
ADB	11	130	11	133	-2.4%
Artsakh Bank	12	125	12	126	-0.7%
Armeconom	13	112	13	110	2.0%
Anelik Bank	14	94	15	82	14.8%
Inecobank	15	87	14	88	-1.8%
Prometey Bank	16	66	16	65	2.0%
Procredit	17	63	17	61	3.4%
Byblos Bank Armenia	18	62	18	60	2.9%
Armswiss	19	59	19	60	-0.1%
BTA	20	9	20	9	0.0%
Mellat Bank	21	6	21	3	76.7%
Total		4,021		3,990	0.8%



Bank	Position in 1Q 2014	Amount, mln \$ 1Q 2014	Position in 4Q 2013	Amount, mln\$ 4Q 2013	Growth rate 4Q 2013 vs 1Q 2014
ACBA	1	128	1	134	-4.2%
VTB-Armenia Bank	2	109	5	92	18.0%
Ardshinvest	3	108	2	109	-0.8%
HSBC	4	104	3	102	2.2%
Ameriabank	5	94	4	95	-1.5%
ABB	6	62	6	61	1.8%
Inecobank	7	59	7	58	2.5%
Prometey Bank	8	54	8	54	-0.8%
Unibank	9	53	9	53	0.1%
Areximbank	10	52	10	53	-0.5%
Armswiss	11	51	11	52	-2.9%
Ararat Bank	12	50	12	48	2.9%
Converse Bank	13	46	13	47	-1.4%
Artsakh Bank	14	32	14	34	-4.2%
Anelik Bank	15	30	15	32	-5.6%
Mellat Bank	16	27	17	27	-1.4%
Armeconom	17	27	16	27	-2.9%
ADB	18	23	18	23	0.9%
Byblos Bank Armenia	19	21	19	22	-3.2%
Procredit	20	21	20	21	-1.4%
BTA	21	14	21	14	-2.3%
Total		1,165		1,159	0.6%



Bank	Position in 1Q 2014	Cumulative Amount, mln \$ 1Q 2014	Position in 1Q 2013	Cumulative Amount, mln \$ 1Q 2013	Growth rate 1Q 2013 vs 1Q 2014
HSBC	1	5	1	5	-3.7%
Ardshininvest	2	4	3	3	47.9%
Ameriabank	3	4	2	3	1.9%
ABB	4	3	20	-1	420.6%
Inecobank	5	3	4	2	23.8%
Ararat Bank	6	3	7	2	50.8%
Armswiss	7	2	9	1	35.7%
Unibank	8	1	10	1	43.3%
VTB-Armenia Bank	9	1	5	2	-30.4%
Prometey Bank	10	1	11	1	29.3%
Areximbank	11	1	14	0	97.2%
ADB	12	1	13	0	58.6%
Converse Bank	13	0	8	1	-60.5%
Armeconom	14	0	16	0	320.6%
Mellat Bank	15	0	15	0	-32.8%
Procredit	16	0	17	0	169.5%
BTA	17	0	18	0	76.2%
Byblos Bank Armenia	18	0	19	0	24.8%
Artsakh Bank	19	-1	12	1	-231.9%
Anelik Bank	20	-1	21	-2	35.6%
ACBA	21	-3	6	2	-269.2%
Total		22		21	6.3%



Bank	Position in 1Q 2014	ROAE 1Q 2014	Position in 1Q 2013	ROAE 1Q 2013
Ararat Bank	1	22.0%	2	19.9%
Inecobank	2	18.6%	20	-6.7%
ABB	3	18.1%	1	21.4%
HSBC	4	18.0%	5	15.3%
Ameriabank	5	14.9%	7	11.5%
Ardshininvest	6	13.9%	4	15.7%
Armswiss	7	12.7%	10	7.6%
ADB	8	11.1%	9	8.7%
Unibank	9	10.8%	13	5.9%
Prometey Bank	10	7.0%	14	3.5%
Areximbank	11	5.4%	8	10.0%
VTB-Armenia Bank	12	5.2%	6	11.8%
Converse Bank	13	4.2%	16	0.6%
Armeconom	14	2.1%	17	-3.7%
Procredit	15	1.8%	15	2.6%
Mellat Bank	16	1.7%	18	-4.4%
BTA	17	-1.0%	19	-5.8%
Byblos Bank Armenia	18	-4.5%	11	7.3%
Artsakh Bank	19	-9.1%	12	6.2%
ACBA	20	-9.7%	21	-23.0%
Anelik Bank	21	-15.7%	3	18.1%

Bank	Position in 1Q 2014	ROAA 1Q 2014	Position in 1Q 2013	ROAA 1Q 2013
Armswiss	1	3.9%	1	3.6%
Ararat Bank	2	3.4%	4	2.5%
Inecobank	3	3.4%	3	3.2%
HSBC	4	3.0%	2	3.6%
Prometey Bank	5	2.5%	5	2.2%
Ardshininvest	6	2.3%	7	2.0%
ABB	7	2.1%	18	-0.7%
Ameriabank	8	1.8%	6	2.0%
Unibank	9	1.5%	13	1.1%
ADB	10	1.5%	11	1.2%
Mellat Bank	11	1.0%	8	1.8%
VTB-Armenia Bank	12	0.7%	10	1.4%
Converse Bank	13	0.7%	9	1.7%
Areximbank	14	0.6%	15	0.5%
Armeconom	15	0.3%	16	0.1%
Procredit	16	0.3%	17	-0.5%
BTA	17	-0.5%	20	-2.0%
Byblos Bank Armenia	18	-1.0%	19	-1.1%
Artsakh Bank	19	-1.4%	14	1.0%
ACBA	20	-2.0%	12	1.2%
Anelik Bank	21	-3.3%	21	-4.9%

Lusinè Vardanyan

Head of Ameria Group Investor Relations

ir@ameriabank.am

9 G. Lusavorich street, Yerevan
0015, Republic of Armenia

Phone: + 374 10 561111

Fax: +37410 513133

E-mail: info@ameriabank.am

